

Welcome to



Every construction and infrastructure project brings unique challenges. That's where we make the difference.

Our expertise spans civil infrastructure, buildings and military sectors. Our capabilities include Groundworks Support, Propping, Jacking, Formwork and Falsework systems, Temporary Access Solutions, Temporary Bridges, and Monitoring.

All of this enables us to deliver the the right engineered solution for you, wherever you are in the world, whatever the scale or complexity of your project.

What makes MH International different?

Expert engineers

With a team of expert engineers, we have the capability and processes to work to BIM Level 2 standards and deliver the most complex temporary works schemes anywhere in the world.



World-wide delivery

Whether air or freight shipping, we have the capability to deliver your order anywhere in the world.



Committed to quality, safety and the environment

We hold UKAS accreditation to ISO 9001, ISO 14001 and ISO 45001 as well as numerous procurement schemes and safety awards.



Creative design approach

We deliver award-winning, first-to-market product and service innovations in temporary works design.



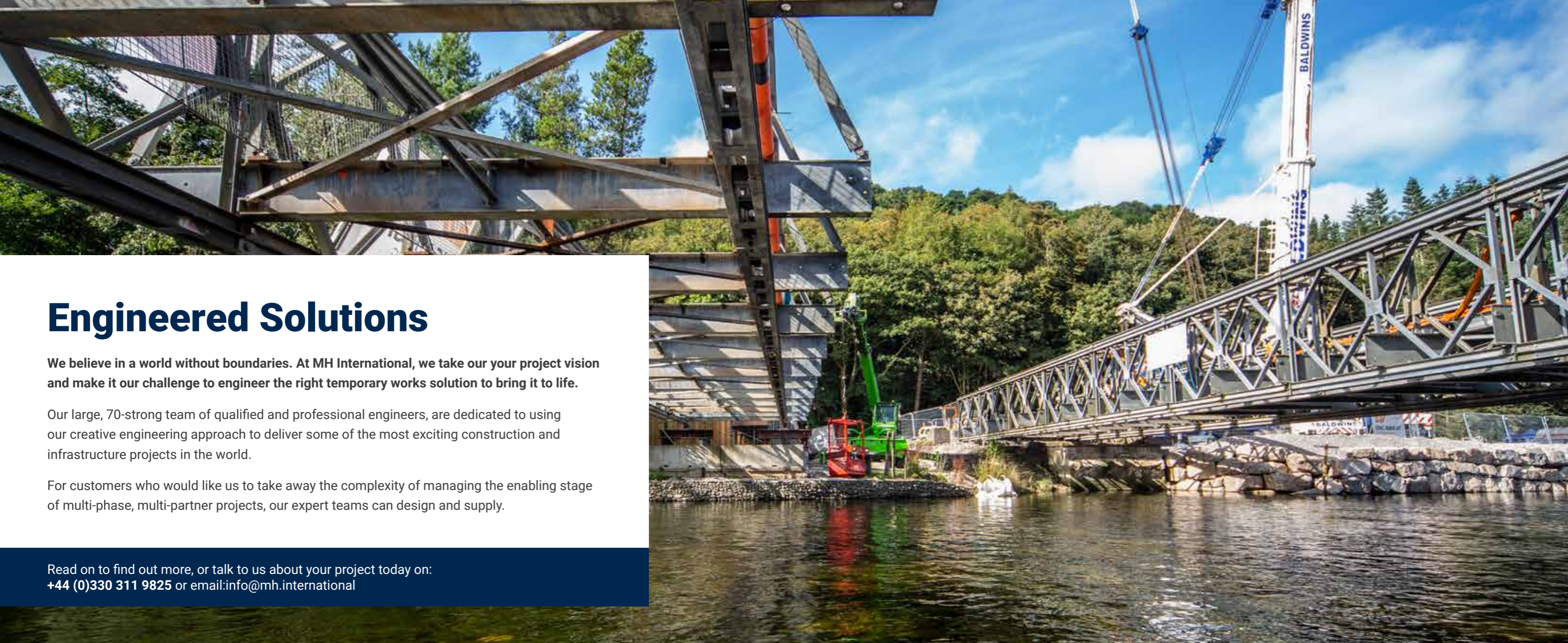
Manufacturing capacity

Through our extensive supply chain, we can manufacture large quantities of equipment to EN1090 execution class 3, for sale around the world.



Integrity

Our customers expect us to operate to the highest standards and we are proud to be one of the first UK companies to achieve the ISO 37001 anti-bribery standard.



Engineered Solutions

We believe in a world without boundaries. At MH International, we take on your project vision and make it our challenge to engineer the right temporary works solution to bring it to life.

Our large, 70-strong team of qualified and professional engineers, are dedicated to using our creative engineering approach to deliver some of the most exciting construction and infrastructure projects in the world.

For customers who would like us to take away the complexity of managing the enabling stage of multi-phase, multi-partner projects, our expert teams can design and supply.

Read on to find out more, or talk to us about your project today on: **+44 (0)330 311 9825** or email: info@mh.international

An engineered solution tailored to your needs

1

Monitoring

Our structural and environmental monitoring solutions, with real-time data help you understand the behaviour of your structure or building environment, before any work begins on site and throughout the project.

2

Design Brief

work with you to understand the challenges at the critical early stage of the project. This can also include on-site visits from our local field engineers making sure we get the design brief just right, ensuring that the temporary works aspect of a project does not impact any other parties on site.

3

Project Solution

We have the widest range of temporary works equipment, from propping to groundworks, to temporary access and much more. Our engineers have everything to hand to design the complete solution within the constraints of your project.

4

Analysis

Using the latest tools such as 3D Stress Analysis programmes, FEA (Finite Element Analysis) and Soil Interaction software, our experienced, qualified engineers design and check every scheme.

5

Site Liaison & RAMS

Our team work with you to schedule the project and ensure our solution is delivered at the right time, in the right sequence, every time.

6

Site Services

Unique to the temporary works market, we have experienced site teams to install our kit. This unique service reduces project complexity and alleviates risks and delays, and is available across our range of services.

7

Handover

Our experienced engineers will assess the assembly and installation of the scheme, if necessary, detail amendments from the original design and provide a handover certificate.



Get in touch today to discuss your project requirements

+44 (0)330 311 9825

info@mh.international



Temporary bridging and site access solutions

As an award winning temporary works specialist, we have over 60 years' experience designing and implementing temporary access solutions for a wide variety of applications across the construction, highways, rail and utilities sectors.

This range of products offer a cost effective solution for major road diversions, the rail network, or for site access challenges. Whether you need to cross a stream, unstable ground or a major roadway, on foot or in a HGV, we have the products to meet your needs.

Our Temporary Bridging solutions

Our range of pre-assembled BeamBridges and modular panel bridges offer great versatility, suitable for almost any project or bespoke design.

Our range of temporary bridges are also perfect for emergency bridging, such as reconnecting communities following floods.

Our Site Access solutions

We have a variety of temporary site access equipment to help personnel get on or off site.

Our range of trench crossing units, temporary roadways and ground protection make the perfect temporary surface for heavy-duty roads, construction sites and even events, no matter what the ground condition.

Read on to find out more, or talk to us about your project today on: **+44 (0)330 311 9825** or email: info@mh.international



BeamBridge (page 8)

Delivered to site fully assembled, ideal for situations needing rapid deployment.



Panel Bridges (page 12)

Designed for longer spans and higher traffic load capacities.



Site Access (page 20)

Our temporary site access range includes ground protection and trench crossing equipment.



The right bridge for every project

We have two core types of temporary bridges available, **BeamBridge** and our **Panel Bridges**.

BeamBridge

Our BeamBridges are pre-assembled, ready to lift in, making them the ideal solution where the required span is up to 20m in sites without overhead space restrictions.

The vehicle bridge format can cater for up to 12m carriage widths by using multiple units and is also available in a footbridge format with a walkway width of 1.9m.

Panel Bridges

Our panel bridges are used to create bespoke designs to suit each individual project, and are ideal to install in awkward locations or on sites where access is restricted or limited.

Spans over 60m can be achieved and carriage widths of up to 7.35m are available.

Our panel bridges are capable of heavy traffic load capacities.

	BeamBridge	Panel Bridges
Span (m):	6 - 20	9m - 81m*
Install options:	Lift In	Launch or Lift In
Available as a footbridge:	Yes	Yes
Cantilever walkway available:	No	Yes
Carriage widths (m):	3.4 - 12 (using multiple units)	2.1m, 3.15m, 4.2m, 4.5m, 7.35m

*Only applies to MU Bridge

For further information on any of our Bridging & Access systems, please refer to our website at mh.international

call us on **+44 (0)330 311 9825** or email info@mh.international



BeamBridge

BeamBridges are delivered to site pre-assembled, ready to be lifted directly into position by crane for fast installation such as railway possessions.

Our BeamBridge is designed to accept National Highways loading plus up to 45 units of HB / can support any road vehicle including articulated lorries, concrete trucks and tipper vehicles, as well as mobile crane of up to 120Te GVW making them suitable for a wide range of applications.

Our modular BeamBridges span lengths between 6m-20m and can create unlimited widths or be positioned in staggered formats for more unusual applications.

Our BeamBridges are suitable for both temporary and permanent applications for both pedestrian or vehicular traffic and have a hard-wearing, proprietary epoxy surface for excellent lifespan and skid resistance. Used for flyovers and road diversions, with a low end-profile our BeamBridges can also be used for access to construction sites.

Applications:



Vehicle and Pedestrian Flyovers



River Crossings



Road Diversions



Site Access Ramps



Emergency Bridging

Pedestrian BeamBridge

With a 2m walkway, the BeamBridge is ideal for providing temporary access across rivers, railways and roadways, as well as providing event bridging solutions.

The BeamBridge comes with kerbs and parapets made from galvanized steel. The unique hinged parapets are laid flat for transportation and once positioned, are raised and pinned into position from on top of the unit, providing an immediate safe working environment.

The metal bridge requires minimal maintenance, offering an economical and attractive solution to suit the needs of most small-scale bridging requirements.



Pedestrian BeamBridge dimensions

	6m	12m	18m	24m
Overall length (L)	6000	12000	18005	24010
Walkway width (WW)	1940	1940	1940	1940
Unit depth (centre) (D)	686	686	686	686
Handrail height (H)	1500	1500	1500	1500
Unit weight (kg) (excluding parapets)	4650	8900	13450	18100

Vehicle BeamBridge

Where a temporary bridge is required quickly, our vehicle BeamBridges provide a swift pre-assembled solution ready to be lifted-in.

Our BeamBridges are available in single or multi span options as spans can be laid side-by-side ranging from 6-20m. Units can even be installed in a skewed staggered format to accommodate more unusual situations.

With widths of 1725mm and complete with anti-skid surface, BeamBridge is designed to accept any road vehicle from articulated lorry to concrete trucks.

Formats

The vehicle BeamBridges are available in two formats, Flat Top and Rollover, to suit your site requirements.

Flat Top

Our Flat Top BeamBridges are designed with a traditional 'fish belly' format, ideal where its depth can be easily accommodated.

Rollover


Our Rollover BeamBridge is particularly useful where clearance to the underside of the bridge is required in applications such as over bridging where existing structures are undergoing repair or strengthening.

Parapets


BeamBridges are typically supplied with galvanized steel proprietary parapets and kerbs.

Anti-skid surfacing

BeamBridge units are provided with a proprietary epoxy anti-skid surface. This hard wearing material gives excellent lifespan and skid resistance.



Flat Top



Rollover

Flat Top & Rollover Multiple unit widths

Number of units	Road width (RW) (mm)	Overall width (OW) (mm)
2	3400	4175
3	5125	5900
4	6850	7625
5	8575	9350
6	10300	11075
7	12025	12800

Flat Top dimensions

	6m	9m	12m	16m	20m
Overall length (L)	6088	9140	12180	16240	20300
Max depth (centre) (D)	530	530	635	808	1050
Min depth (d) (ends including bearing)	320	320	320	502	502
Unit weight (kg) (excluding parapets)	3600	4960	7315	11160	14250
Weight of parapet & kerb (one side)	790	920	1340	1500	1960

Rollover dimensions

	9m	12m	16m	20m
Overall length (L)	9140	12180	16240	20000
Max depth (centre) (D)	486	590	863	1015
Min depth (d) (ends including bearing)	320	320	502	616
Unit weight (kg) (excluding parapets)	5230	7095	12605	17055
Weight of parapet & kerb (one side)	920	1330	1500	2000

Suitable for a wide range of vehicles



Articulated Lorries



Concrete Trucks



Tipper Vehicles



Mobile Cranes of up to 120Te GW



Motorised Vehicles

For further information on any of our Bridging & Access systems, please refer to our website at mh.international

call us on +44 (0)330 311 9825 or email info@mh.international



Panel Bridges

Our panel bridging systems are ideal for situations where longer spans or heavy-duty bridging needs are required.

With a wide range of applications, these versatile bridges are designed to support current National Highways loadings and incorporate heavy duty decks to support specialist plant with axles of up to 40 Te. The modular nature of these bridges can include cantilever walkways and service truss options for pipes, for example, to be incorporated into your bespoke design with solutions either positioned side-by-side or cantilevered off from the main carriageway.

Impressive major structures can quickly and safely be installed in the most restricted locations, using a small crane or hand-assembly when required. We will create a launch sequence either by crane or cantilever installation method and deliver component parts on vehicles no larger than 12m flat bed which are suitable for delivery to locations with restricted access.

Features:

- Available with single, 2 or 3 lane carriageway
- Anti skid deck finish supplied as standard
- Highway parapets available as an option
- Range of installation methods to suit site situation
- Footbridges available

Applications:



Vehicle and Pedestrian Flyovers



River Crossings and Flood Access



Diversions



Rail



Haul Roads



Site Access/Ramps



Emergency Bridging



Event Bridges

Our most versatile bridging solution

Built to suit your project requirements

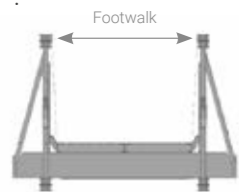
The modular nature of our two panel bridge solutions - Compact 200 and MU, allows for ultimate versatility when creating solutions for temporary bridging.

As well as numerous length and width configurations, there is also the option to include cantilever walkways and service trusses, giving maximum versatility to our customers.

1 Footbridges

Single or multi-span footbridges can be constructed using standard components from our panel bridge range.

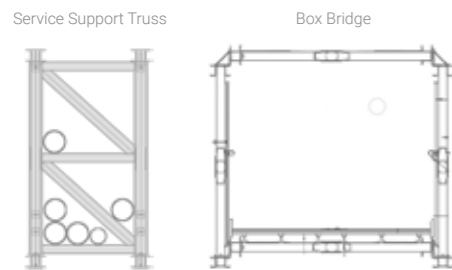
Our panel footbridges can be clad or decked in timber if required for use in rural or sensitive applications



2 Service Support Truss & Box Bridges

Our team will design and build a bespoke truss to create a bridge for pipes that need to go over a river for example.


The support is designed to have the pipes fed through the bridge as it is being built.



3 Available Widths

Carriageways vary in width from 2.0m for pedestrian bridges to 7.35m.

Other carriageway widths are often available or can be manufactured specifically for sale.

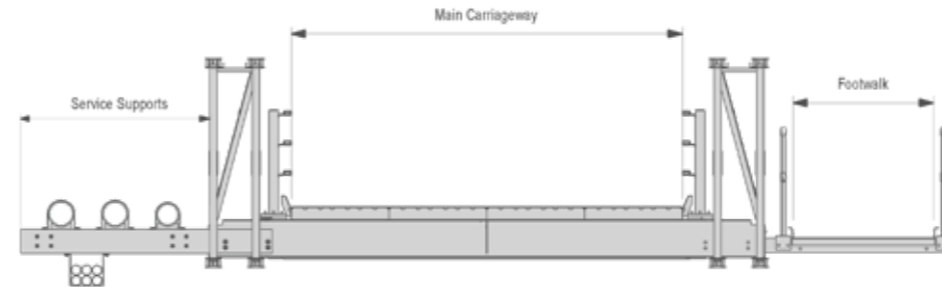


4 Custom made solution

Our panel bridges are designed using a number of standard compatible and interchangeable components, allowing us to design the perfect temporary bridging solution for your requirements.

We can design a bespoke bridging solution which can include footbridges, service trusses and carriageways and additionally can have cantilevered footwalks and service supports attached to the bridge.

Our cantilevered pedestrian footwalks are available in either 1m or 1.5m widths and along with our carriageways are supplied complete with anti-slip surfacing.



Carriageway, Footwalk and Service Truss



For further information on any of our Bridging & Access systems, please refer to our website at mh.international

call us on +44 (0)330 311 9825 or email info@mh.international

Compact 200™ Panel Bridge

With a span of up to 60m the C200's versatility allows for many configurations.

Compact 200 is able to carry up to 2 lanes of traffic with options for internal and external footwalks to create single or multispan structures.

From traffic bridging through to pipe or utility support, this temporary panel bridging system can be adapted to your project needs.

Vehicle Bridge

C200 Vehicle Bridge has options for 1 or 2 lanes of traffic, with carriageway widths from 3.15m to 7.35m. Cantilever walkways, of 1.5m, can be incorporated into the design.

Carriage widths (m)	Cantilevered pedestrian walkway (m)	Truss panels (m)	Span length (m)
3.15 - 7.35	Up to 1.5	3.048	60m

Footbridge

Designed for temporary pedestrian applications, these galvanized footbridges are available in 2.1m or 3.15m widths.

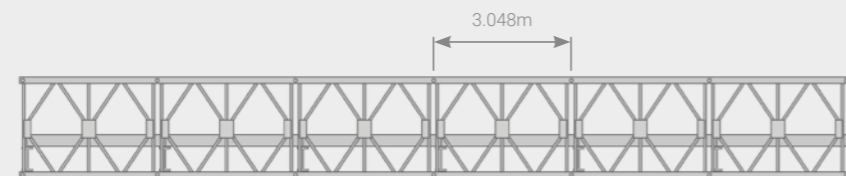
Steel mesh in-fill panels, can be attached to the trusses for improved safety and to prevent debris falling from the bridge. In addition, where used in rural or sensitive applications, these footbridges can be clad or decked in timber if required.

Carriage widths (m)	Truss panels (m)	Span length (l)
2.1 - 3.15	3.048	60m



Specifications

Both C200 Vehicle Bridge and C200 Pedestrian Bridge truss panels are 3.048m (10ft) long. Span lengths are therefore specified in increments of 3.048m. Available to 60m span lengths.



MU Bridge

Our MU Bridge is our most robust, heavy duty temporary bridging system.

It is ideal for high load, longer span bridging, and can achieve single spans of up to 81m.

Bespoke everytime

Usually constructed on-site, it is built using a number of components, allowing us to design the perfect vehicle bridge for your requirements.

Your MU Vehicle Bridge will be designed according to the space and access on site, enabling its final positioning to be achieved by a cantilever launch, or a crane assisted lift-in.

Single and multi-span solutions available

Multi-span solutions are available ensuring MU Bridge is not restricted by the length of crossing.

This bridge has high fatigue capability and therefore a long service life.

Benefits

- Can be assembled using light plant
- Can be lifted or cantilever launched into place
- Long span capability
- Robust
- High fatigue capability
- Heavy axle / Wheel load capacity
- Optional footwalks, piers, parapets and barriers
- Various deck options available; 3.15m 4.2m, 4.5m & 7.35m



Suitable for a wide range of uses

The MU Bridge's heavy load capacity makes it suitable for any vehicle whether that's highways loadings or heavy off road earth moving vehicles.



All Heavy Plant



Earth Movers



HGV's



Motorised Vehicles



Pedestrians

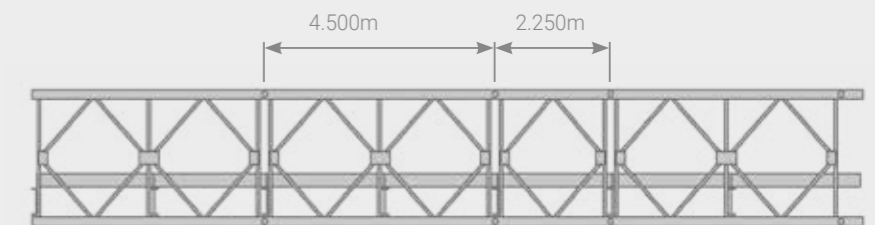


Pipes and Services

Specifications

Span lengths

Though standard truss panels are 4.5m width, half panels 2.25m in length are also available, therefore span lengths can be specified in increments of 2.25m.



Module length (m)	Carriageway widths (m)	Number of lanes	Cantilever pedestrian walkways (m)	Finish
4.5	3.15 - 7.35	1 or 2	Up to 1.5	Hot-dip galvanised: BS EN ISO 14713 & 1461 ASTM A123

For further information on any of our Bridging & Access systems, please refer to our website at mh.international

call us on +44 (0)330 311 9825 or email info@mh.international

Installation

Our Panel Bridges have been installed throughout the world in situations ranging from green field sites to extreme conditions in inaccessible areas, war and disaster zones.

To accommodate this range of requirements, four principal methods of installation have been developed. Our engineers will discuss each specific use and choose the safest most economic installation method in conjunction with our client.

Cantilever launch

Allows bridge installation without the use of large cranes or temporary supports. A working area of sufficient size to allow the construction of the bridge immediately adjacent to its final position will be required.

The bridge is constructed on rollers with a temporary skeletal structure or "launch nose" on the front. The launch nose ensures that when the structure is rolled forward the tip of the nose lands on the rollers on the far bank before the centre of gravity passes the launching rollers.

Crane-assisted launch

The crane-assisted launch technique can be employed where the launch plane is restricted. The bridge is constructed on rollers and progressively moved forward during construction using a crane.

Before the point of balance is reached a crane positioned on the far bank is used to support the leading end of the bridge. As the launch progresses the crane supports the front end until the bridge can be landed on the far bank.



Lift-in

Our panel bridges can be pre-constructed in skeletal form adjacent to their final position and lifted into position using mobile cranes.

To minimise the lift weight and therefore crane size and cost, the decking can be omitted and added after the skeleton bridge structure is in position.

Tail Launch

This method is generally used when the site is severely restricted on the far bank. In this case, a launch tail is used instead of a launch nose. Landing rollers are generally not required, since the bridge can be launched directly onto its bearings on the far bank. This method is appropriate for spans less than 25m.

Our expert installation teams

For over 20 years, we've been the only temporary works specialist with our own site installation teams. They work internationally on customer sites to install, maintain and dismantle our solutions, all in line with the requirements of BS5975, the code of practice for temporary works procedures.



For further information on any of our Bridging & Access systems, please refer to our website at mh.international

call us on +44 (0)330 311 9825 or email info@mh.international



Temporary Site Access

Keeping people and heavy equipment on stable and secure ground makes for a quicker, safer and more efficient working area. We have a variety of temporary site access solutions available, including ground protection and trench crossing equipment to help personnel get on or off site.

Our range of trench crossing units, temporary roads & ground protection and steel road plates make the perfect temporary surface for heavy-duty roads, construction sites, work and staging areas, no matter what the ground condition.

Trench Crossing Units

Ideal for crossing small trenches, streams and ditches, our Trench Crossing Units provide temporary vehicle and pedestrian access for short span bridging requirements.

Temporary Roads and Ground Protection

Our temporary roads are assembled with composite matting that interlocks to provide a stable surface for construction site access.

Steel Road Plates

Our Steel Road Plates provide temporary vehicle access over narrow trenches, small manholes and other smaller site obstacles.


Trench Crossing Unit

Trench Crossing Units enable greater widths of trench to be bridged than road plates.

The units are easy to install, with no on-site assembly required. The trench crossing units can simply be lifted straight into position, taking a matter of minutes to install.

They are capable of carrying single vehicles conforming to the Construction and Use Regulations such as cars, buses and lorries up to 40 tonnes Gross Vehicle Weight. This makes them ideal for both vehicle and pedestrian use.

The rollover design provides minimal end depths, removing the need for ramping onto the unit.



Sizes available (m) (length x width)	Weight (kg)	Edge protection type
3 x 1.6	950	Mesh
3.2 x 1.7	850	Mesh
4.5 x 1.7	1650	Mesh
6 x 1.7	2650	Not Available
6.1 x 1.7	2150	Mesh or P4 Parapet

Temporary Roadways

Steel Road Plates

Steel Road Plates provide temporary vehicle access over narrow trenches, small manholes and other smaller site obstacles. Our plates are designed to help keep construction workers safe to provide easy access across site, and are made with a range of handy features to ensure easy installation and reliability.

Installing our steel road plates is quick and easy, with holes cut into all four corners for simple installation by crane. This makes handling the road plates easy, allowing the plate to be chained when installing and removing.




Size (ft)	Size (m)	Weight (kg)	Anti-skid surface available
6'6" x 9'10"	2 x 3	940	No
6'6" x 13'1"	2 x 4	1260	No
4' x 6'	1.2 x 1.8	560	No
4' x 8'	1.2 x 2.4	720 (752 with anti-skid)	Yes

Roadforms

Roadforms are a simple form of shuttering, which provide a fast and efficient means of edging when creating concrete roads and pathways.

Our Roadforms are available in various forms to suit project requirements; rigid, square edge or flexible. All our Roadforms are 3000mm in length and available in depths of 100-250mm to accommodate most concrete pour requirements.



Form	Length (m)	Depth (m)	Weight (kg)
Rigid (round edges)	3	1-2.5	23.1-42.7
Rigid (with dowel bar holes)	3	1-2.5	23.1-42.7
Square Edge (with dowel bar holes)	3	1-2.5	23.1-42.7
Flexible	3	1-2.5	16.2-31.4

Ground Protection Mats

Our temporary road matting is used to provide a stable surface for site access. Whether being used for pedestrian or vehicle access, for events or during the construction phase of a site, these mats help to maintain the existing ground and keep it from being damaged.

Euromat®

Euromat is tough and flexible and quick to install. This temporary access and ground protection mat is ideal for moving and operating light plant, equipment and personnel over soft or sensitive ground.

Made from tough 12mm thick high density polyethylene (HDPE), Euromat is virtually indestructible. Weighing just 36kg per mat, they can be moved by hand and have a wide range of connections available for steep or sloping terrain.

TuffTrak®

TuffTrak is the ultimate heavy duty road mat, ideal for heavy plant, machinery and multiple vehicles with quick, simple installation, plus its flexible nature means it is able to take the shape of the land.

It is made from tough 40mm thick high density polyethylene (HDPE) which is 100% recycled material and is also recyclable at its end of life. Tufftrak mats are lighter than aluminium or timber mats, have a unique chevron anti-slip traction surface and protect the ground by spreading the load giving an unrivalled level of grip in all weather conditions.


TuffTrak can sustain loadings of up to 150 tonnes. (Dependant on ground conditions and type/weight of vehicles, machinery and plant).



Did you know...

Euromat® is the perfect solution for festivals, events and markets where high footfall is expected and the ground conditions are poor, or protection is required.

At just 36kg per mat, they are able to be lifted, moved and installed by hand. In addition, Euromat® is designed with hand cut-outs to make manual handling even easier!



For further information on any of our Bridging & Access systems, please refer to our website at mh.international

call us on +44 (0)330 311 9825 or email info@mh.international




Engineering the future

Here at MH International, we are committed to driving our industry forward. Whether through using the latest technologies or supporting colleagues through their own development, we are constantly looking for ways to improve safety and efficiency for our customers.

With a dedicated digital engineering team embedded, we use the latest technology to help our customers design winning bids, reduce the costs of construction, speed up delivery, improve safety and reduce the full-life cost of infrastructure.

We are extremely passionate about raising standards in the temporary works industry, that's why we have developed our STEM Education Programme.



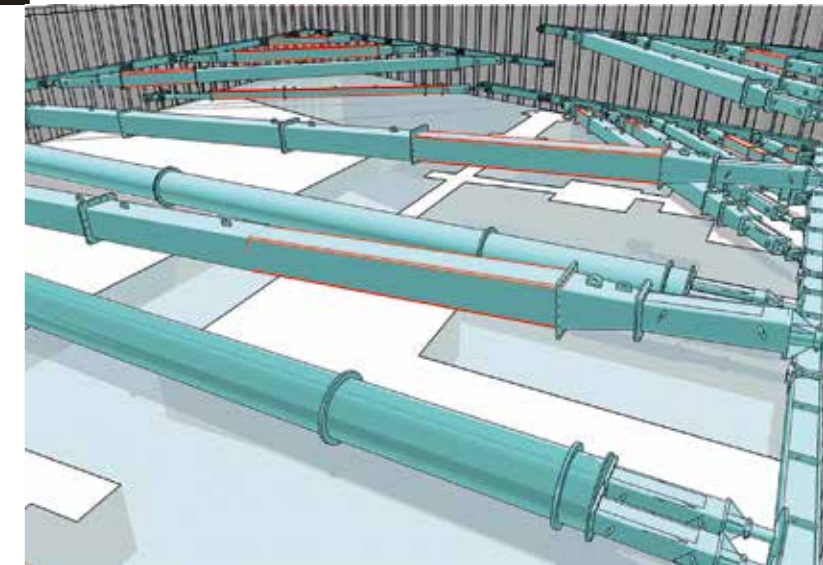
Immersive Technology

EVE uses immersive technology to create an intuitive 3D design for your construction project, incorporating all aspects of temporary works.

Rendering a fully explorable visualisation of your project, EVE allows users to see the full project before construction work begins.

BIM (Building Information Modelling)

Our early adoption of Revit 3D software in our scheme designs, enabled us to further help our clients to win and deliver projects. We have the capability/processes to work to BIM level 2 standards.



STEM (Science, Technology, Engineering & Mathematics)

We take our responsibility for encouraging the next generation of engineers seriously. That's why we have built the STEM Education programme, using LEGO® to inspire children to consider a career in engineering, delivered by our own STEM Ambassadors, enabling a new generation of engineers to take our industry forward.



Learning & Development

We are committed to supporting the development of our engineers to raise standards within the temporary works industry.

Many of our engineering team are either Fellows of the ICE, Chartered Engineers or are working towards professional qualifications.





Your temporary works experts

Working with us

Any delay impacts a construction project significantly, so our customers demand a right first time service. We have built our business to ensure we meet that need.

Site support

Successful completion of any contract requires co-operation and a desire to succeed from all parties. Our Advisors work closely with our engineers and clients to advise, plan and execute safe and considerate works.

Customer service excellence

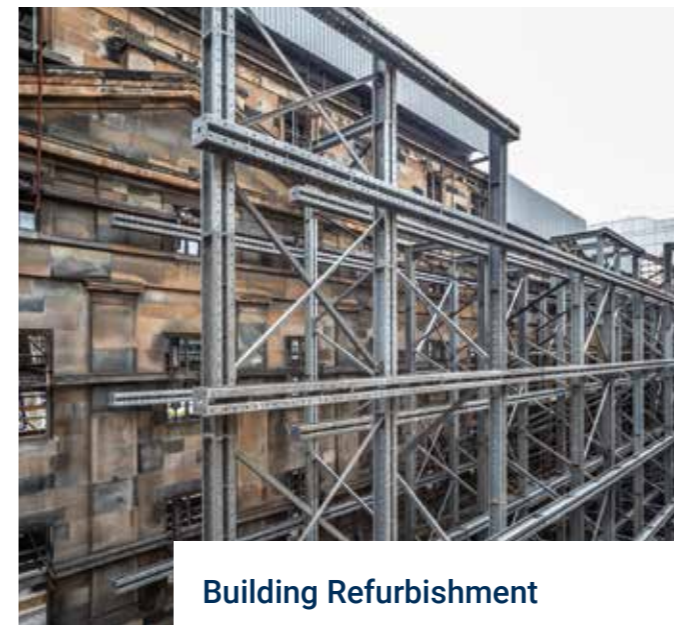
We pride ourselves on our commitment to customer service excellence and regularly conduct external research to refine and improve our service offering, striving for complete customer satisfaction.

Commitment to quality, safety and the environment

Our health and safety programme has been recognised by numerous professional bodies across the construction and manufacturing industry.



Infrastructure Propping & Jacking




Building Refurbishment





Temporary Bridging



Major Basement Propping



Complex Formwork



+44 (0)330 311 9825
info@mh.international

